



**DOWNLOAD THE LATEST  
INSTALL MANUALS AT  
[www.bddiesel.com](http://www.bddiesel.com)**



# BD Boost Fooler

Part #	Application
<b>1515931</b>	1998-2000.5 - Dodge Cummins (Tri Plug)
<b>1515932</b>	2001 – Dodge Cummins (Black oval plug)
<b>1515933</b>	2002 – Dodge Cummins (Gray rectangle plug)

Please read this manual before starting installation.

**NOT FOR SALE IN USA**


## ***Recommend Products***

<b>Part</b>	<b>Part#</b>
Adjustable Wastegate (1998 HX35)	1047150
Adjustable Wastegate (1999-02 HX35 only)	1047151
Adjustable Wastegate Control (X Hook – HY35)	1045991

The adjustable wastegate will allow you to create more boost than stock and allows you to adjust your boost setting with the turn buckle. Set it, and forget it.

## ***Installation***

Locate the MAP sensor (boost sensor) electrical connection. It is located on the driver's side of the engine near the back by cylinder 5.



### 2001-2002 Cummins MAP Sensor Location



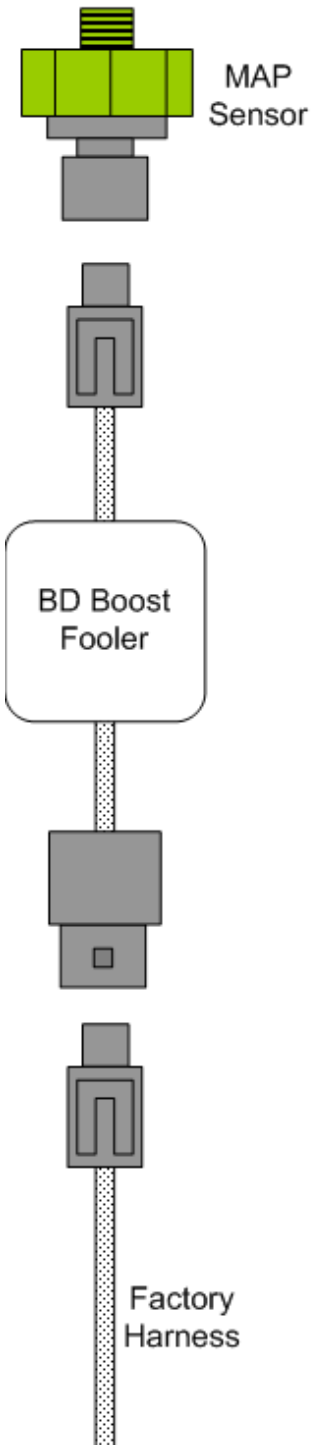
*Note: The 2002 Cummins motor will have gray plug in same position.*

- Disconnect the factory plug from the sensor. Note that on 2002 vehicles you will need to remove the red locking clip, and then press down on the MAP sensor pug to release it from the sensor.
- Insert the BD Boost Fooler between sensor and factory wiring harness.
- Reconnect all connections.

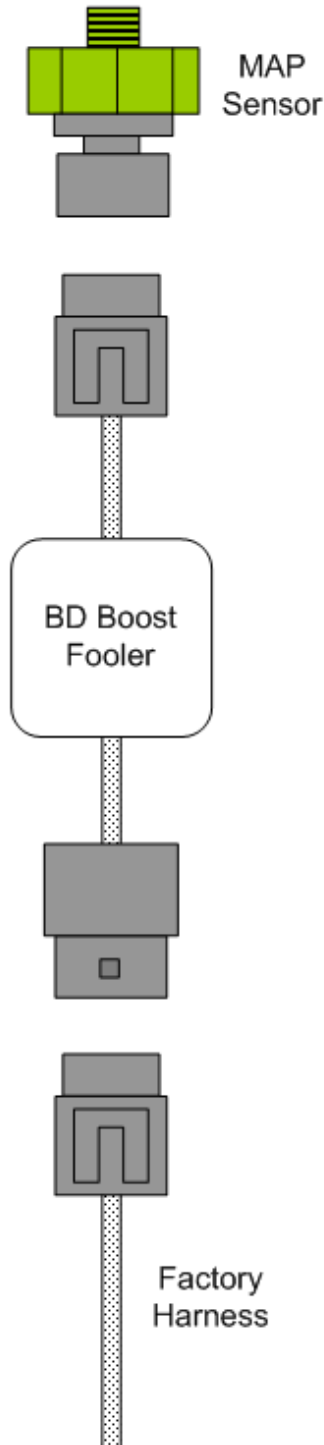
### **Questions?**

If you have any technical concerns or questions about this product, please contact our Technical Support hotline at (800) 887-5030, between 8:30am-5:30pm Pacific Standard Time (PST), Monday to Friday. Or, you can post a topic on our informative on-line technical forum, located at <https://www.bddiesel.com/>.

**1998-2000.5  
#1515931**



**2001  
#1515932**



**2002  
#1515933**

